





Quant

ELEVATING CONNECTIVITY

POE SWITCHES CATALOG 2026



www.quant-intl.com
© Copyright Reserved
Quant International SDN. BHD.,
Malaysia



Quant International is a leading global provider of high-quality, innovative technology solutions, dedicated to revolutionizing the security industry.

Established with a vision to elevate technology standards, Quant is committed to delivering products that are not only reliable but also at the forefront of technological advancements.

Headquartered in Kuala Lumpur, Malaysia, Quant International has established a strong reputation by specializing in the development and distribution of advanced security systems. Our comprehensive product portfolio includes state-of-the-art access control solutions, robust server systems, PoE switches, UPS (Uninterruptible Power Supply), and a wide range of essential accessories—each designed to integrate seamlessly into modern security infrastructures.



ELEVATING CONNECTIVITY

Our Commitment to Quality

Quality is at the heart of everything we do at Quant. We adhere to stringent quality control processes at every stage of product development, from design to manufacturing, ensuring that every product that bears the Quant name meets the highest standards of excellence. Our commitment to quality is reflected in the trust our clients place in our products, knowing that they are backed by extensive research, rigorous testing, and a deep understanding of the industry.

Innovation and Technology

In a rapidly evolving technological landscape, staying ahead requires continuous innovation. At Quant, we invest heavily in research and development, always seeking new ways to improve our products and introduce groundbreaking solutions to the market. Our team of experts works tirelessly to anticipate industry trends and develop products that not only meet today's needs but also prepare our clients for the challenges of tomorrow.

Global Presence and Support

With a global footprint, Quant International serves clients in diverse regions, providing tailored solutions that address local market requirements. Our dedicated customer support team is available to assist with everything from system design and product selection to installation and post-sales support, ensuring a smooth and efficient experience for our clients.

Our Mission

Quant International's mission is to empower businesses with cutting-edge technology solutions that enhance security, improve operational efficiency, and protect valuable assets. We believe that by providing superior products and exceptional service, we can help our clients achieve their security goals and create safer environments for their employees, customers, and stakeholders.

208 SERIES**Unmanage Ethernet Uplink port****7**

4-Port Fast Ethernet PoE+ RJ45

8-Port Fast Ethernet PoE+ RJ45

8-Port Fast Ethernet PoE+ RJ45 + SFP

8-Port Fast Ethernet PoE+ RJ45

18-port Gigabit uplink PoE switch

26-port Gigabit uplink PoE switch

308 SERIES**Unmanage Ethernet Uplink port SFP****8**

24-Port Gigabit PoE+ with 2 x RJ45 + 1 x SFP

16-Port Gigabit PoE+ with 2 x RJ45 + 1 x SFP

24-Port Gigabit PoE+ with + 2 SFP

16-Port Gigabit PoE+ with + 2 SFP

408 SERIES**Unmanage Ethernet Uplink port Gigabit****8**

16-Port Gigabit PoE+ with 2 x SFP

24-Port Gigabit PoE+ with 2 x SFP

16-Port Gigabit PoE+ with 2 x RJ45 + 2 x SFP

24-Port Gigabit PoE+ with 2 x RJ45 + 2 x SFP

2800 SERIES**Manage Switch Ethernet Uplink port + SFP****9**

24-Port Gigabit Easy-Managed PoE+ Switch with 4 x RJ45 + 4 x SFP

16-Port Fast Ethernet PoE+ Managed Switch with 2 x RJ45 + 2 x SFP

24-Port Gigabit PoE+ L2 Managed Switch with 4 x SFP

16-Port Gigabit PoE+ L2 Managed Switch with 4 x SFP

16-Port Gigabit PoE+ L2 Managed Switch with 4 x SFP

3800 SERIES**Manage Switch Layer 2/3 + SFP****10**

24-Port Gigabit PoE+ L3 Managed Switch with 4 x SFP+

48-Port Gigabit PoE+ L3 Managed Switch with 4 x SFP+

48-Port Gigabit PoE+ L3 Managed Switch with 4 x SFP+

4800 SERIES**Manage Switch Layer 3 + SFP****10**

24-Port Gigabit PoE+ L3 Managed Switch with 4 x 1/10G SFP+

48-Port Gigabit PoE+ L3 Managed Switch with 4 x 1/10G SFP+

5500 SERIES Industrial Switch Layer 2 + SFP + Redundant	10
24-Port Industrial Gigabit PoE+ L2+ Managed Switch with 4 × SFP+	
48-Port Industrial Gigabit PoE+ L2+ Managed Switch with 4 × 1/10 G SFP+	
6600 SERIES Industrial Switch Layer 3 +Gigabit + Redundant	11
28-Port Industrial Gigabit PoE+ L3 Managed Switch with 4 × 1/10G SFP+	
48-Port Industrial Gigabit PoE+ L3 Managed Switch with 4 × 1/10G SFP+	
7200 SERIES Industrial Outdoor Switch	11
5-Port 10/100 Mbps Industrial PoE Switch with 4 × PoE ports and 1 × 155 M Multi-Mode uplink	
5-Port 10/100 Mbps Industrial PoE Switch with 4 × PoE ports and 1 × 155 M SC Single-Mode uplink	
7300 SERIES Industrial Outdoor RJ45 + SFP Switch	11
Gigabit 8-port L2+ managed industrial PoE switch with 8*100/1000M uplink SFP fiber ports	
9200 SERIES Enterprise Layer 2 Switch	12
24-Port Gigabit Ethernet L2+ Managed Switch with 2 × SFP	
48-Port Gigabit Ethernet L2+ Managed Switch with 4 × SFP	
24-Port Gigabit Ethernet L2+ Managed Switch with 2 × RJ45 + 2 × SFP	
9300 SERIES Enterprise Layer 3 Switch with Gigabit	12
24-Port Gigabit Layer 3 Managed Ethernet Switch with 4 × 1/10 G SFP+	
48-Port Gigabit Layer 3 Managed Ethernet Switch with 4 × 1/10 G SFP+	
9400 SERIES Core Layer 3 Switch with Gigabit	13
24-Port Gigabit Layer 3 Core Switch with 4 × 1/10 G SFP+	
48-Port Gigabit Layer 3 Core Switch with 6 × 1/10 G SFP+	
9500 SERIES Enterprise L2/L3 Gigabit + Redundant	13
48-Port Gigabit Layer 2+ Managed Ethernet Switch with 4 × 1/10 G SFP+	
24-Port Gigabit Layer 3 Managed Ethernet Switch with 4 × 1/10 G SFP+	
48-Port Gigabit Layer 3 Managed Ethernet Switch with 4 × 1/10 G SFP+	

9600 SERIES**Industrial Layer 3 Switch with Gigabit + Redundant****14**

24-Port Gigabit Industrial Layer 3 Managed Switch with 4 × 1/10 Gb SFP+

48-Port Gigabit Industrial Layer 3 Managed Switch with 4 × 1/10 Gb SFP+

24-Port Gigabit L3 Industrial Ethernet Switch with 4 × 1/10 G SFP+

48-Port Gigabit L3 Industrial Ethernet Switch with 4 × 1/10 G SFP+


QUANT PRODUCT CODE GUIDELINES

Quick reference for Quant switch naming based on the provided series and code definitions.











Quant Switches Code

P	Port		LD	Long Distance
UM	Unmanage		G	Gigabyte
EU	Ethernet Uplink		L2	2 Layers
S	SFP		L3	3 Layers
V	VTs	Enterprise Level	SM	Single-mode
R	RTL	SMB Level	EP	Enterprise level
E	Power Redundant		CR	Core Switch
MM	Multi-mode		IE	Industrial Switch



POE SWITCH CATALOG 2026




208 Series - Unmanage Ethernet Uplink port

NO.	DESCRIPTION		
Q-UM-208-4P-2EU	4-Port Fast Ethernet PoE+ Unmanaged Switch with 2 × Uplink Ports	<ul style="list-style-type: none"> • Switching Capacity: 1.6 Gbps • Forwarding Rate: 1K • Buffer Memory: 768 K • Jumbo Frame: 1536 byte • Input Voltage: 65 W • Uplink Ports: 2 × 10/100 Mbps RJ45 	
 Data sheet			
Q-UM-208-8P-2EU	8-Port Fast Ethernet PoE+ Unmanaged Switch with 2 × Uplink Ports	<ul style="list-style-type: none"> • Switching Capacity: 2.0 Gbps • Forwarding Rate: 1.488 Mpps • Buffer Memory: 1.25 M • Jumbo Frame: 1536 byte • Input Voltage: 120 W • Uplink Ports: 2 × 10/100 Mbps RJ45 	
 Data sheet			
Q-UM-208-8P-1S-2EU	8-Port Fast Ethernet PoE+ Unmanaged Switch with 2 × Uplink Ports and 1 × SFP Uplink	<ul style="list-style-type: none"> • Switching Capacity: 12Gbps • Forwarding Rate: 5.65 Mpps • Buffer Memory: 2M • Jumbo Frame: 9.2 K • Input Voltage: 120 W • Uplink Ports: 2 × 10/100 Mbps RJ45 • SFP Uplink: 1 × 1000 Base-X SFP 	
 Data sheet			
Q-UM-208-16PLD-2EU	10M/250 meters transmission gigabit uplink 18-port PoE switch	<ul style="list-style-type: none"> • Switching Capacity: 14.8 Gbps • Forwarding Rate: 5.36 Mpps • Buffer Memory: 4M • Jumbo Frame: 10 K • Input Voltage: 160 W • Uplink Ports: 2 × 10/100/1000M RJ45 	
 Data sheet			
Q-UM-208-24PLD-2EU	10M/250 meters transmission gigabit uplink 26-port PoE switch	<ul style="list-style-type: none"> • Switching Capacity: 14.8 Gbps • Forwarding Rate: 6.55 Mpps • Buffer Memory: 4M • Jumbo Frame: 10K • Input Voltage: 250W • Uplink Ports: 2 × 10/100/1000M RJ45 	
 Data sheet			




308 Series - Unmanage Ethernet Uplink port

NO.	DESCRIPTION		
Q-UM-308-16P-2S	16-Port Gigabit PoE+ Switch, + 2 SFP Uplink, 250W, AC 100-240V	<ul style="list-style-type: none"> • Switching Capacity: 52 Gbps • Forwarding Rate: 26.78 Mpps • Buffer Memory: 4M • Jumbo Frame: 9.2 KB • Input Voltage: 240W • SFP Uplink: 2 x 1000 Base-X Uplink SFP 	
 Data sheet			

POE SWITCH CATALOG 2026






308 Series - Unmanage Ethernet Uplink port

NO.	DESCRIPTION	
Q-UM-308-24P-2S  Data sheet	24-Port Gigabit PoE+ Switch, + 2 SFP Uplink, 250W, AC 100~240V	<ul style="list-style-type: none"> • Switching Capacity: 52 Gbps • Forwarding Rate: 26.78 Mpps • Buffer Memory: 4M • Jumbo Frame: 9.2 KB • Input Voltage: 240W • SFP Uplink: 2 x 1000 Base-X Uplink SFP
Q-UM-308-16P-2EU-1S  Data sheet	16-Port Gigabit PoE+ Unmanaged Switch with 2 x SFP Uplink Ports	<ul style="list-style-type: none"> • Switching Capacity: 38 Gbps • Forwarding Rate: 28.28 Mpps • Buffer Memory: 4M • Jumbo Frame: 9.2 K • Input Voltage: 250W • SFP Uplink: 1*1000Base-X uplink SFP
Q-UM-308-24P-2EU-1S  Data sheet	24-Port Gigabit PoE+ Unmanaged Switch with 2 x SFP Uplink Ports	<ul style="list-style-type: none"> • Switching Capacity: 12 Gbps • Forwarding Rate: 8.04 Mpps • Buffer Memory: 2M • Jumbo Frame: 9.2 K • Input Voltage: 250W • SFP Uplink: 1*1000Base-X uplink SFP




408 Series - Unmanage Ethernet Uplink port Gigabit











NO.	DESCRIPTION	
Q-UM-408-16P-2G  Data sheet	16-Port Gigabit PoE+ Unmanaged Switch with 2 x SFP Uplink Ports	<ul style="list-style-type: none"> • Switching Capacity: 52 Gbps • Forwarding Rate: 26.78 Mpps • Buffer Memory: 4 Mbit • Jumbo Frame: 9.2 K • Input Voltage: 240W • SFP Uplink: 2 x 1000 Base X - Uplink SFP
Q-UM-408-24P-2G  Data sheet	24-Port Gigabit PoE+ Unmanaged Switch with 2 x SFP Uplink Ports	<ul style="list-style-type: none"> • Switching Capacity: 52 Gbps • Forwarding Rate: 38.69 Mpps • Buffer Memory: 4 Mbit • Jumbo Frame: 9.2 K • Input Voltage: 380W • SFP Uplink: 2 x 1000 Base X - Uplink SFP
Q-UM-408-16P-2S-2EU  Data sheet	16-Port Gigabit PoE+ Unmanaged Switch with 2 x RJ45 + 2 x SFP Uplink Ports	<ul style="list-style-type: none"> • Switching Capacity: 56 Gbps • Forwarding Rate: 29.76 Mpps • Buffer Memory: 4 Mbit • Jumbo Frame: 9.6 Kb • Input Voltage: 240W • Uplink ports: 2 x 1/100/1000 Base - T Uplink RJ45 • SFP Uplink: 2 x 1000 Base X - Uplink SFP
Q-UM-408-24P-2S-2EU  Data sheet	24-Port Gigabit PoE+ Unmanaged Switch with 2 x RJ45 + 2 x SFP Uplink Ports	<ul style="list-style-type: none"> • Switching Capacity: 56 Gbps • Forwarding Rate: 41.66 Mpps • Buffer Memory: 4 Mbit • Jumbo Frame: 9.6 Kb • Input Voltage: 380W • Uplink ports: 2 x 1/100/1000 Base - T Uplink RJ45 • SFP Uplink: 2 x 1000 Base - X Uplink SFP





POE SWITCH CATALOG 2026




2800 Series - Manage Switch Ethernet Uplink port + SFP

NO.	DESCRIPTION	
Q-M-2800-24P-4S-4EU  Data sheet	24-Port Gigabit Easy-Managed PoE+ Switch with 4 × RJ45 + 4 × SFP Uplinks	<ul style="list-style-type: none"> • Switching Capacity: 56 Gbps • Forwarding Rate: 41.66 Mpps • Buffer Memory: 4 Mbit • Jumbo Frame: 10 KB • Input Voltage: 250W • Uplink Ports: 4 × 1 G RJ45 • SFP Uplink: 4 × 1 G SFP combo 
Q-M-2800-16P-L2-4S  Data sheet	16-Port Gigabit PoE+ L2 Managed Switch with 4 × SFP Uplinks	<ul style="list-style-type: none"> • Switching Capacity: 56 Gbps • Forwarding Rate: 29.76 Mpps • Buffer Memory: 4.1 Mbit • CPU: 500 MHz • Input Voltage: 240W • SFP Uplink: 4 × 1 G SFP combo 
Q-M-2800-24P-L2-4S  Data sheet	24-Port Gigabit PoE+ L2 Managed Switch with 4 × SFP Uplinks	<ul style="list-style-type: none"> • Switching Capacity: 56 Gbps • Forwarding Rate: 41.7 Mpps • Buffer Memory: 4.1 Mbit • CPU: 500 MHz • Input Voltage: 380W • SFP Uplink: 4 × 1 G SFP combo 
Q-M-2800-16P-L2-2S-2EU  Data sheet	16-Port Fast Ethernet PoE+ Managed Switch with 2 × RJ45 + 2 × SFP Combo Uplinks	<ul style="list-style-type: none"> • Switching Capacity: 14.8 Gbps • Forwarding Rate: 5.36 Mpps • Buffer Memory: 4.1 Mbit • Jumbo Frame: 10 KB • Input Voltage: 240W • Uplink Ports: 2 × 1 G • SFP Uplink: 2 × 1 G SFP combo 
Q-M-2800-24P-L2-2S-2EU  Data sheet	24-Port Fast Ethernet PoE+ Managed Switch with 2 × RJ45 + 2 × SFP Combo Uplinks	<ul style="list-style-type: none"> • Switching Capacity: 14.8 Gbps • Forwarding Rate: 6.55 Mpps • Buffer Memory: 4.1 Mbit • Jumbo Frame: 10 KB • Input Voltage: 380W • Uplink Ports: 2 × 1 G • SFP Uplink: 2 × 1 G SFP combo 



3800 Series - Manage Switch Layer 2/3 + SFP


NO.	DESCRIPTION	
Q-M-3800-24P-L2-4S-V  Data sheet	24-Port Gigabit PoE+ L2 Managed Switch with 4 × 1/10G SFP+ Uplinks	<ul style="list-style-type: none"> • Switching Capacity: 176 Gbps • Forwarding Rate: 95.23 Mpps • Buffer Memory: 32 Mbit • Jumbo Frame: 9.6 KB • Input Voltage: 400W • SFP Uplink: 4 × 1/10G SFP+ 

POE SWITCH CATALOG 2026






3800 Series - Manage Switch Layer 2/3 + SFP

NO.	DESCRIPTION	
Q-M-3800-24P-L3-4S-R	24-Port Gigabit PoE+ L3 Managed Switch with 4 × 1/10G SFP+ uplinks	<ul style="list-style-type: none"> • Switching Capacity: 128 Gbps • Forwarding Rate: 95.23 Mpps • Buffer Memory: 12 Mbit • Jumbo Frame: 12 K • Input Voltage: 380W • SFP Uplink: 4 × 1/10G SFP+
	 Data sheet	
Q-M-3800-48P-L3-4S-R	48-Port Gigabit PoE+ L3 Managed Switch with 4 × 1/10G SFP+ uplinks	<ul style="list-style-type: none"> • Switching Capacity: 216 Gbps • Forwarding Rate: 131 Mpps • Buffer Memory: 16 Mbit • Jumbo Frame: 12 K • Input Voltage: 600W • SFP Uplink: 4 × 1/10G SFP+
	 Data sheet	






4800 Series - Manage Switch Layer 3 + SFP

NO.	DESCRIPTION	
Q-M-4800-24P-L3-4S-V	24-Port Gigabit PoE+ L3 Managed Switch with 4 × 1/10G SFP+ uplinks	<ul style="list-style-type: none"> • Switching Capacity: 176 Gbps • Forwarding Rate: 95.23 Mpps • Buffer Memory: 32M • Jumbo Frame: 9.6 K • Input Voltage: 400W • SFP Uplink: 4 × 1/10G SFP+
	 Data sheet	
Q-M-4800-48P-L3-4S-V	48-Port Gigabit PoE+ L3 Managed Switch with 4 × 1/10G SFP+ uplinks	<ul style="list-style-type: none"> • Switching Capacity: 176 Gbps • Forwarding Rate: 131 Mpps • Buffer Memory: 32M • Jumbo Frame: 9.6 K • Input Voltage: 600W • SFP Uplink: 4 × 1/10G SFP+
	 Data sheet	



5500 Series - Industrial Switch Layer 2 + SFP + Redundant

NO.	DESCRIPTION	
Q-IE-5500-24P-L2-4S-E	24-Port Industrial Gigabit PoE+ L2+ Managed Switch with 4 × SFP Uplinks	<ul style="list-style-type: none"> • Switching Capacity: 52 Gbps • Forwarding Rate: 38.69 Mpps • Buffer Memory: 8 Mbit • Jumbo Frame: 9.6 KB • Input Voltage: 380W • SFP Uplink: 4 × 1/10G SFP+
	 Data sheet	
Q-IE-5500-48P-L2-4G-E	48-Port Industrial Gigabit PoE+ L2+ Managed Switch with 4 × 1/10 G SFP+ Uplinks	<ul style="list-style-type: none"> • Switching Capacity: 176 Gbps • Forwarding Rate: 131 Mpps • Buffer Memory: 32 Mbit • Jumbo Frame: 9.6 KB • Input Voltage: 600W • SFP Uplink: 4 × 1/10G SFP+
	 Data sheet	




www.quant-intl.com





ALL PRODUCTS ARE 'CE' CERTIFIED

POE SWITCH CATALOG 2026





6600 Series - Industrial Switch Layer 3 +Gigabit + Redundant

NO.	DESCRIPTION	
Q-IE-6600-28P-L3-4G-E	28-Port Industrial Gigabit PoE+ L3 Managed Switch with 4 × 1/10G SFP+ uplinks	<ul style="list-style-type: none"> • Switching Capacity: 176 Gbps • Forwarding Rate: 95.23 Mpps • Buffer Memory: 32 M • Jumbo Frame: 9.6 KB • Input Voltage: 400W • SFP Uplink: 4 × 1/10G SFP+
	 Data sheet	
Q-IE-6600-48P-L3-4G-E	48-Port Industrial Gigabit PoE+ L3 Managed Switch with 4 × 1/10G SFP+ uplinks	<ul style="list-style-type: none"> • Switching Capacity: 176 Gbps • Forwarding Rate: 131 Mpps • Buffer Memory: 32 M • Jumbo Frame: 9.6 KB • Input Voltage: 600W • SFP Uplink: 4 × 1/10G SFP+
	 Data sheet	




7200 Series - Industrial Outdoor Switch

NO.	DESCRIPTION	
Q-IE-7200-4P-1S-MM	5-Port 10/100 Mbps Industrial PoE Switch with 4 × PoE ports and 1 × 155 M SC Multi-Mode uplink, Dual DC inputs.	<ul style="list-style-type: none"> • Switching Capacity: 1 Gbps • Forwarding Rate: 0.74 Mpps • Buffer Memory: 512 KB • Jumbo Frame: 9.2 KB • Input Voltage: 30W • SFP Uplink: 1 × 155 Mbps SC fiber • Dimension: 119*100*30mm
	 Data sheet	
Q-IE-7200-4P-1S-SM	5-Port 10/100 Mbps Industrial PoE Switch with 4 × PoE ports and 1 × 155 M SC Single-Mode uplink, Dual DC inputs.	<ul style="list-style-type: none"> • Switching Capacity: 1 Gbps • Forwarding Rate: 0.74 Mpps • Buffer Memory: 512 KB • Jumbo Frame: 9.2 KB • Input Voltage: 30W • SFP Uplink: 1 × 155 Mbps SC fiber • Dimension: 119*100*30mm
	 Data sheet	




7300 Series - Industrial Outdoor RJ45 + SFP Switch




NO.	DESCRIPTION	
Q-IE-7300-8P-8S-E	Gigabit 8-port L2+ managed industrial PoE switch with 8*100/1000M uplink SFP fiber ports	<ul style="list-style-type: none"> • Switching Capacity: 128 Gbps (non-blocking) • Forwarding Rate: 23.81 Mpps • Buffer Memory: 12M • Jumbo Frame: 12K • Input Voltage: 30W • SFP Uplink: 8 × 100/1000Base-X SFP fiber ports • Dimension: 166*150*75mm
	 Data sheet	




POE SWITCH CATALOG 2026





9200 Series - Enterprise Layer 2 Switch

NO.	DESCRIPTION	
Q-EP-9200-24P-L2-2S  Data sheet	24-Port Gigabit Ethernet L2+ Managed Switch with 2 × SFP uplinks	<ul style="list-style-type: none"> • Switching Capacity: 52 Gbps • Forwarding Rate: 38.69Mpps • Buffer Memory: 4.1M • CPU: 500MHz • Input Voltage: 20W • SFP Uplink: 2 × 100/1000 Mbps SFP uplinks • Dimension: 440*225*44mm
Q-EP-9200-48P-L2-4S  Data sheet	48-Port Gigabit Ethernet L2+ Managed Switch with 4 × SFP uplinks	<ul style="list-style-type: none"> • Switching Capacity: 104Gbps • Forwarding Rate: 77.38Mpps • Buffer Memory: 12M • CPU: 500MHz • Input Voltage: 55W • SFP Uplink: 4 × 100/1000 Mbps SFP uplinks • Dimension: 440*290*44.5mm
Q-EP-9200-24P-L2-2S-2EU  Data sheet	24-Port Gigabit Ethernet L2+ Managed Switch with 2 × RJ45 + 2 × SFP uplinks	<ul style="list-style-type: none"> • Switching Capacity: 14.8Gbps • Forwarding Rate: 6.55Mpps • Buffer Memory: 4.1M • CPU: 750MHz • Input Voltage: 25W • Uplink Ports: 2 × 10/100/1000 Mbps RJ45 uplinks + • SFP Uplink: 2 × 100/1000 Mbps SFP uplinks • Dimension: 440*290*44.5mm




9300 Series - Enterprise Layer 3 Switch with Gigabit





NO.	DESCRIPTION	
Q-EP-9300-24P-L3-4G  Data sheet	24-Port Gigabit Layer 3 Managed Ethernet Switch with 4 × 1/10 G SFP+ uplinks, 176 Gbps fabric, non-PoE, rack-mount.	<ul style="list-style-type: none"> • Switching Capacity: 176 Gbps • Forwarding Rate: 95.23 Mpps • Buffer Memory: 32 MB • CPU: 500MHz • Input Voltage: 60W • Uplink Ports: 4 × 1/10 G SFP+ • Dimension: 440*290*44.5mm
Q-EP-9300-48P-L3-4G  Data sheet	48-Port Gigabit Layer 3 Managed Ethernet Switch with 4 × 1/10 G SFP+ uplinks, 176 Gbps fabric, non-PoE, rack-mount.	<ul style="list-style-type: none"> • Switching Capacity: 176 Gbps • Forwarding Rate: 131 Mpps • Buffer Memory: 32 MB • CPU: 500MHz • Input Voltage: 60W • Uplink Ports: 4 × 1/10 G SFP+ • Dimension: 440*290*44.5mm



POE SWITCH CATALOG 2026




9400 Series - Core Layer 3 Switch with Gigabit

NO.	DESCRIPTION	
Q-CR-9400-24P-L3-4G  Data sheet	24-Port Gigabit Layer 3 Core Switch with 4 × 1/10 G SFP+ uplinks, non-blocking 598 Gbps fabric, advanced routing.	<ul style="list-style-type: none"> • Switching Capacity: 598 Gbps • Forwarding Rate: 222 Mpps • Buffer Memory: 12 MB • Jumbo Frame: 9 KB • Input Voltage: 72W • Uplink Ports: 4 × 1/10 G SFP+ • Dimension: 440 × 208 × 45 mm 
Q-CR-9400-48P-L3-4G  Data sheet	48-Port Gigabit Layer 3 Core Switch with 6 × 1/10 G SFP+ uplinks, carrier-class redundancy, IPv4/IPv6 routing and BFD support.	<ul style="list-style-type: none"> • Switching Capacity: 598 Gbps • Forwarding Rate: 160 Mpps • Buffer Memory: 32 MB • Jumbo Frame: 9 KB • Input Voltage: 75W • Uplink Ports: 6 × 1/10 G SFP+ • Dimension: 440 × 208 × 45 mm 

9500 Series - Enterprise L2/L3 Gigabit + Redundant

NO.	DESCRIPTION	
Q-EP-9500-48P-L2-4G-R  Data sheet	48-Port Gigabit Layer 2+ Managed Ethernet Switch with 4 SFP uplinks and built-in AC power supply.	<ul style="list-style-type: none"> • Switching Capacity: 104Gbps • Forwarding Rate: 77.38Mpps • Buffer Memory: 12M • CPU: 750MHz • Input Voltage: 60W • Uplink Ports: 4 × 100/1000 Base-X SFP • Dimension: 440*290*44.5mm 
Q-EP-9500-24P-L3-4G-R  Data sheet	24-Port Gigabit Layer 3 Managed Ethernet Switch with 4 × 1/10 G SFP+ uplinks.	<ul style="list-style-type: none"> • Switching Capacity: 128 Gbps • Forwarding Rate: 95.23 Mpps • Buffer Memory: 12 MB • CPU: 800 MHz • Input Voltage: 45W • Uplink Ports: 4 × 1/10 G SFP+ • Dimension: 440*290*44.5mm 
Q-EP-9500-48P-L3-4G-R  Data sheet	48-Port Gigabit Layer 3 Managed Ethernet Switch with 4 × 1/10 G SFP+ uplinks.	<ul style="list-style-type: none"> • Switching Capacity: 216 Gbps • Forwarding Rate: 131 Mpps • Buffer Memory: 16MB • CPU: Dual-core 1 GHz • Input Voltage: 55W • Uplink Ports: 4 × 1/10 G SFP+ • Dimension: 440*290*44.5mm 

POE SWITCH CATALOG 2026



9600 Series - Industrial Layer 3 Switch with Gigabit + Redundant


NO.	DESCRIPTION	
Q-IE-9600-24P-L3-4G-E	24-Port Gigabit Industrial Layer 3 Managed Switch with 4 × 1/10 Gb SFP+ uplinks, dual AC/DC inputs, fanless design	<ul style="list-style-type: none"> • Switching Capacity: 176Gbps • Forwarding Rate: 95.23 Mpps • Buffer Memory: 32 MB • Jumbo Frame: 9.6 K • Input Voltage: 60W • Uplink Ports: 4 × 1/10 G SFP+ • Dimension: 440*298*44mm
 Data sheet		
Q-IE-9600-48P-L3-4G-E	48-Port Gigabit Industrial Layer 3 Managed Switch with 4 × 1/10 Gb SFP+ uplinks, dual AC/DC inputs, fanless design.	<ul style="list-style-type: none"> • Switching Capacity: 176 Gbps • Forwarding Rate: 131Mpps • Buffer Memory: 32 MB • Jumbo Frame: 9.6 K • Input Voltage: 60W • Uplink Ports: 4 × 1/10 G SFP+ • Dimension: 440*298*44mm
 Data sheet		
Q-IE-9600-24P-L3-4G-E-R	24-Port Gigabit L3 Industrial Ethernet Switch with 4 × 1/10 G SFP+ uplinks	<ul style="list-style-type: none"> • Switching Capacity: 128 Gbps • Forwarding Rate: 95.23 Mpps • Buffer Memory: 12M • Jumbo Frame: 12K • Input Voltage: 45W • Uplink Ports: 4 × 1/10 G SFP+ • Dimension: 440*298*44mm
 Data sheet		
Q-IE-9600-48P-L3-4G-E-R	48-Port Gigabit L3 Industrial Ethernet Switch with 4 × 1/10 G SFP+ uplinks	<ul style="list-style-type: none"> • Switching Capacity: 216 Gbps • Forwarding Rate: 131Mpps • Buffer Memory: 16M • Jumbo Frame: 12K • Input Voltage: 60W • Uplink Ports: 4 × 1/10 G SFP+ • Dimension: 440*298*44mm
 Data sheet		



FOR MORE INFORMATION

QUANT INTERNATIONAL SDN. BHD.

Office Address: Wisma UOA 2, Unit 13A, Level 15, Jalan Pinang, Kuala Lumpur, Malaysia. PO Box: 50450.

 www.quant-intl.com

 sales.mea@quant-intl.com

*Empower your network with
reliability and strength.*

**Quant PoE Switches —
delivering seamless
connectivity and power you
can trust every step of the way.**

